

Car Magnetic Wireless Charger

Car

Magnetic
Wireless Charger

Free car experience, Stylish quality life.



Product Specifications

Model : MC015
Input: 5V 1.5A
Output: 5V 1A
Transmission distance : $\leq 6\text{mm}$
Charge efficiency : $\geq 70\%$
Standard: Qi wireless charging standard



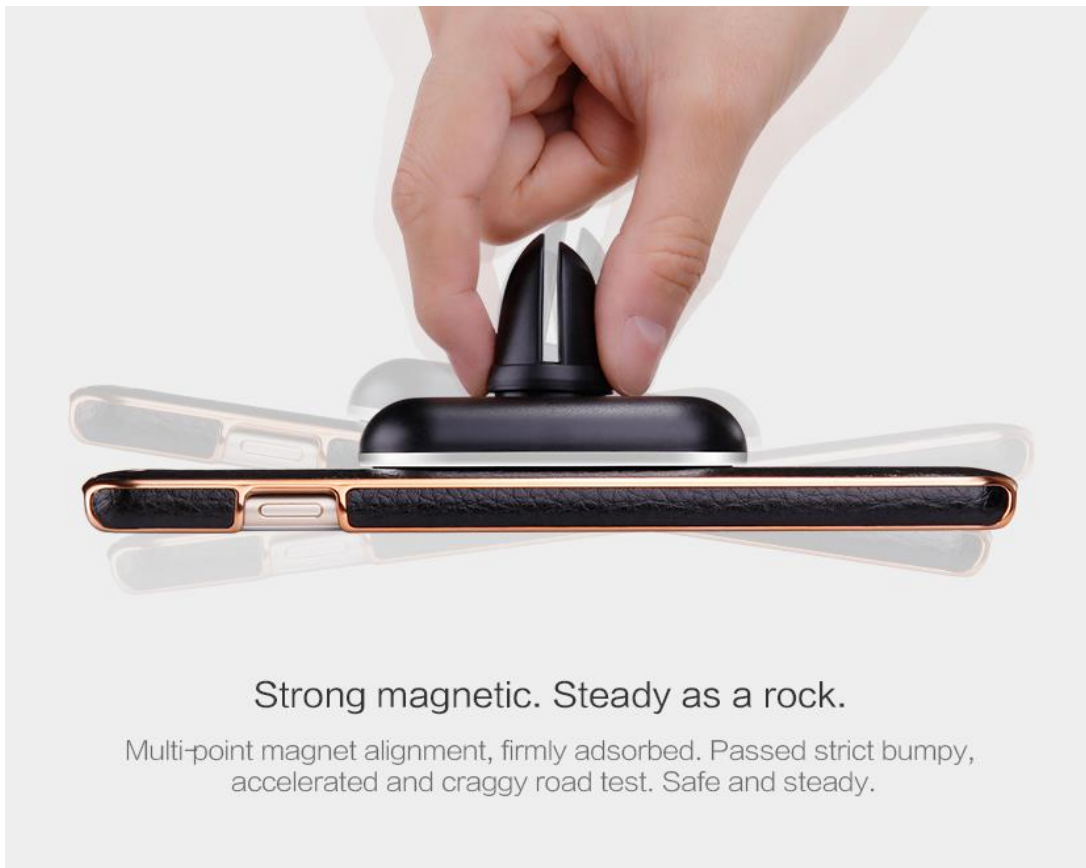


Put and charge.
Get rid of shackle

Built-in wireless charging
launcher in line with Qi standard.



Full iPhone 6
phone battery
just 120 minutes



Strong magnetic. Steady as a rock.

Multi-point magnet alignment, firmly adsorbed. Passed strict bumpy,
accelerated and craggy road test. Safe and steady.

Matched vent

NILLKIN car magnetic wireless charger is suitable for more than 98% cars on the market.

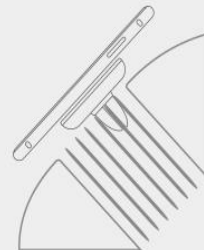
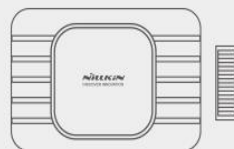


If the car vent is the following type, please buy with caution.



How to use the holder:

Insert a standard charging cable into the holder's interface and connect the other end with car charger. Then install the holder on the vent. Done.



Strip-type iron sheet installation

The iron sheet is suitable for devices with wireless charging function



1. Remove the 3M glue protective layer on the iron sheet;



2. Fix the iron sheet on the left and right sides of the phone;



3. Put phone on the car wireless charger and it starts charging.

Magnetic wireless charge case installation

(Magnetic wireless charge case is not included)

Magnetic wireless charge case is suitable for devices without wireless charging function



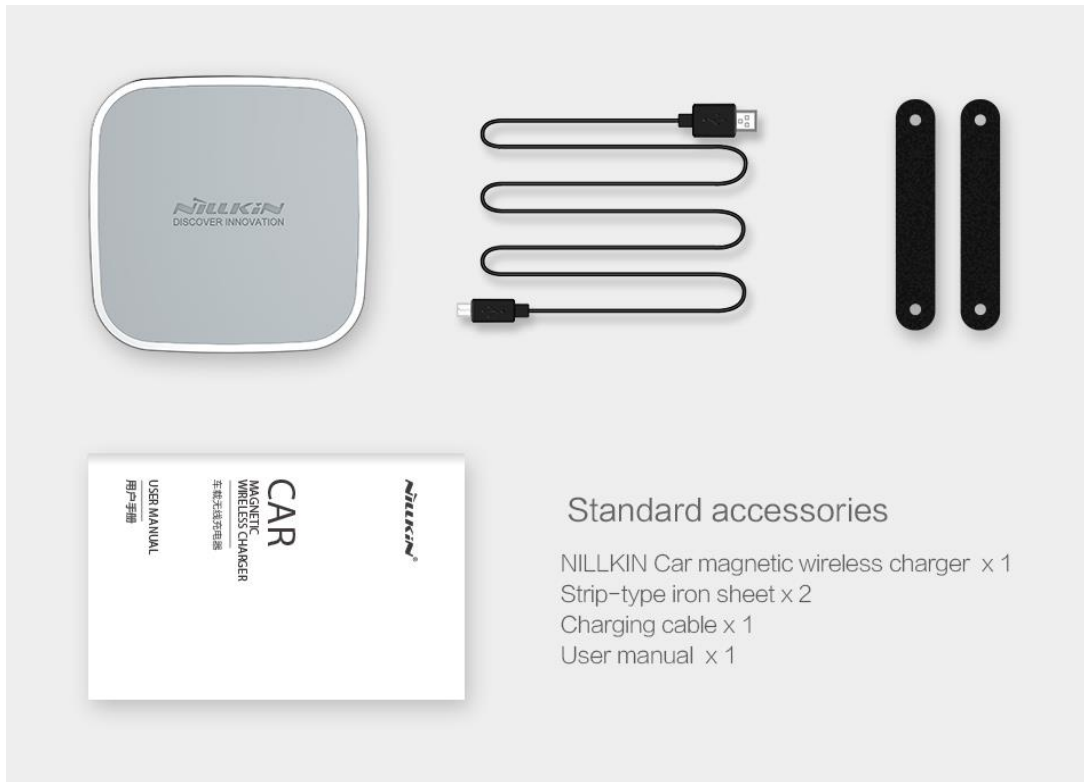
1. Install magnetic wireless charge case on the phone;



2. Insert the plug on the bottom into the charging port;



3. Put phone on the car wireless charger and it starts charging.



Standard accessories

- NILLKIN Car magnetic wireless charger x 1
- Strip-type iron sheet x 2
- Charging cable x 1
- User manual x 1

Packing

